

## Teaching Reading to Learners with Down Syndrome

1

---

---

---


---

---

---

---

Everything you  
need to know...



2

---

---

---

---

---

---

---

What approach will get us to reading success  
the fastest?

If we “Go in through the heart  
and teach to the brain,”

We’ll get there!

3

---

---

---

---

---

---

---

An effective reading program  
for our learners  
must...

4

---

---

---

---

---

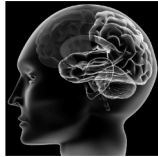
---

---



**Engage**

With high interest  
materials



**Retain**

With right  
hemisphere learning  
techniques



**Qualify**

Teaching high  
frequency word lists  
and comprehension

5

---

---

---

---

---

---

---

Step 1: the Starting Gate

Letter Sounds

6

---

---

---

---

---

---

---

Resource: *Starfall ABC app*

7

---

---

---

---

---

---

---

W

"wuh"

W

"duh-buhl-yew"

8

---

---

---

---

---

---

---

Step 2:

Basic Rules for Teaching  
Learners with Down Syndrome

9

---

---

---

---

---

---

---

- **START** with what they **LOVE**
- Make it interesting
- Make it easy on the brain
- Let them read what they love until “launch”
- Don’t bore them; keep it fresh
- Stick to the “Special Ed” 3:
  - Small task size
  - Frequency
  - Short duration of sessions

---

---

---

---

---

---

---

10

“We go in through the heart  
and teach to the brain.”




---

---

---

---

---

---

---

11

Remember the 11<sup>th</sup> Commandment...



*“Children with Down syndrome  
shall be interested in only what  
they are interested in, and shall  
not be interested in any other  
thing. Thou shalt revere and  
abide by this commandment...or  
else. Amen.”*

---

---

---

---

---

---

---

12

## The Easier Way

- Easier teaching
- Easier learning
- Easier retention
- Easier comprehension

13

---

---

---

---

---

---

---

## Methodology

- 5 minutes twice a day = Reading Prescription
- Fast Flash technique for learning vocabulary
- Sandwich Style Teaching with *all* materials
- Analytic Phonics, not Synthetic Phonics
- Brain Design: clarity, large font size, white space

14

---

---

---

---

---

---

---

Let's go down that short list...

15

---

---

---

---

---

---

---

# 1 Tell me about 5 minutes twice a day...

- Select your material
- Gather the related flash cards in groups of 5
- Fast Flash each group (start with only 1 group) 3 times quickly, 1 or 2 cards per second
- Read the book/material
- Fast Flash again
- High five!

---

---

---

---

---

---

---

16

# 2 Tell me about Fast Flash

- Put flash cards in groups of 5
- Fast Flash each group 3 times quickly
- 1 or 2 cards per second
- Start with only 1 group, add a second or third in time

Here's what it looks like...

---

---

---

---

---

---

---

17




---

---

---

---


---

---

---

18

### 3 Tell me about Sandwich Style Teaching



- Fast Flash
- Read the book/material
- Fast Flash again

---

---

---

---

---

---

---

19

### Putting it all together...

What a Stanford Children's Health Doctor Has Learned  
from Her Child with Down Syndrome  
October 26, 2019 David Gray  
DOCTORS' PATIENT STORIES



Rogael Nieves, MD, of Stanford Children's Health and Rogael Medical Group, with her daughter, Anna

---

---

---

---

---

---

---

20




---

---

---

---

---

---

---

21

## 4 Tell me about Analytic Phonics

- Analytic phonics: from the meaningful whole word to its parts
- Synthetic phonics: from the meaningless part to the whole

22

---

---

---

---

---

---

---

## Why do you recommend Analytic Phonics?

- Difficulty discriminating sounds
- Poor short term memory
- Poor auditory memory
- Fluctuating hearing loss throughout life
- Deficits in auditory processing, which impact phonological awareness (difficulty discriminating and blending sounds, as well as keeping the order of sounds in short term memory)

23

---

---

---

---

---

---

---

## 5 Tell me about Brain Design

- Large font size
- Lots of white space
- No pictures on the same visual plane for beginners
- Pictures follow after a page turn
- Uncluttered page

24

---

---

---

---

---

---

---





25

---

---

---

---

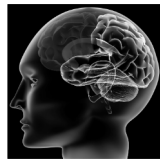
---

---

---



Engage



Retain



Qualify

26

---

---

---

---

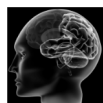
---

---

---



- +
- Personal Pages
  - Personal Books
  - Personal Lottos
  - Modified Books



Methods:

- Fast Flash
- Visual Design
- Task Size
- Frequency
- Duration



27

---

---

---

---

---

---

---

Help just for you

28

---

---

---

---

---

---

---

---

29

---

---

---

---

---

---

---

---

Emergent/  
Pre-Primer  
Level  
Samples

⇒

30

---

---

---

---

---

---

---

---

See Interior Book Pages at:

[www.specialreads.com](http://www.specialreads.com)

31

---

---

---

---

---

---

---

## Homework

32

---

---

---

---

---

---

---

### Homework #1 ! Watch and Read:

- YouTube: Down Syndrome Natalie Hale
  - Fast Flash
  - Sandwich Style
  - Personal Pages
- [Specialreads.com/blog/](http://Specialreads.com/blog/)
  - Fast Flash
  - Sandwich Style
  - Personal Pages

33

---

---

---

---

---

---

---

Homework #2 !  
**Write 1 personal page**

...then have your learner read it  
 to someone every day  
 until next Wednesday

34

---

---

---

---

---

---

---

*Connect with me:*

- Facebook: "Natalie Hale Down Syndrome"
- YouTube: "Natalie Hale Down Syndrome"
- Peruse my site's blog page: use the search box!

35

---

---

---

---

---

---

---

Plans for Next Week:

- Comprehension
- Phonics
- Focusing Issues
- What would you like?????

36

---

---

---

---

---

---

---